
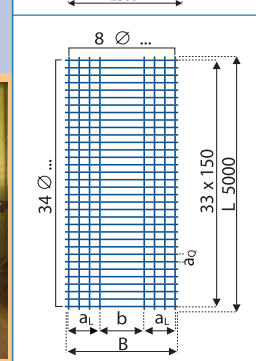
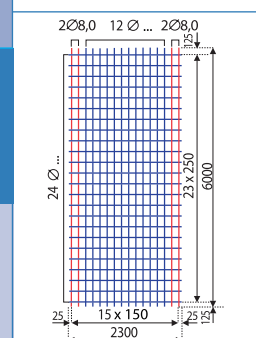
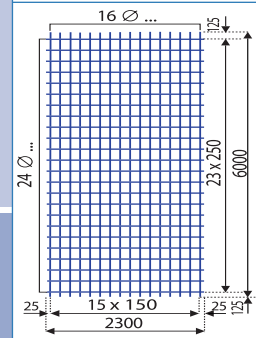
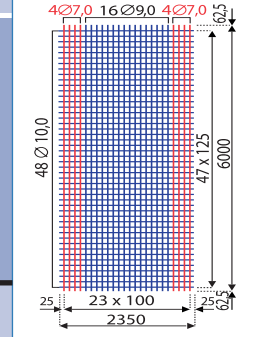
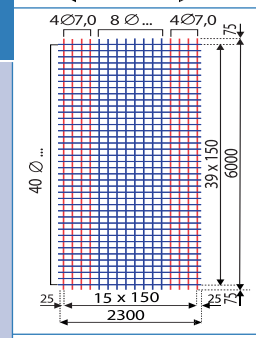
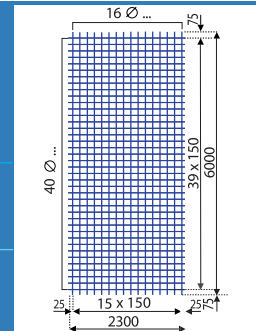


# Allgemeines Lagermattenprogramm

Typ	Querschnitte		Länge Breite	Gewicht je Matte	Mattenaufbau in Längsrichtung und Querrichtung				Überstände		
	längs quer	quer längs			m	kg je m <sup>2</sup>	Stababstände	Stabdurchmesser		Anzahl der Längsrandstäbe (Randeinsparung)	Anfang links
	cm <sup>2</sup> / m	cm <sup>2</sup> / m			mm	Innenbereich mm	Randbereich mm	links	rechts	mm	mm
<b>Q 188 A</b>	1,88 1,88	1,88	6,00 2,30	41,70 3,02	150 150	6,0 6,0				75	25
<b>Q 257 A</b>	2,57 2,57	2,57	6,00 2,30	56,80 4,12	150 150	7,0 7,0				75	25
<b>Q 335 A</b>	3,35 3,35	3,35	6,00 2,30	74,30 5,38	150 150	8,0 8,0				75	25
<b>Q 424 A</b>	4,24 4,24	4,24	6,00 2,30	84,40 6,12	150 150	9,0 9,0	7,0	4	4	75	25
<b>Q 524 A</b>	5,24 5,24	5,24	6,00 2,30	100,90 7,31	150 150	10,0 10,0	7,0	4	4	75	25
<b>Q 636 A</b>	6,36 6,28	6,28	6,00 2,35	132,00 9,36	100 125	9,0 10,0	7,0	4	4	62,5	25
<b>R 188 A</b>	1,88 1,13	1,13	6,00 2,30	33,60 2,43	150 250	6,0 6,0				125	25
<b>R 257 A</b>	2,57 1,13	1,13	6,00 2,30	41,20 2,99	150 250	7,0 6,0				125	25
<b>R 335 A</b>	3,35 1,13	1,13	6,00 2,30	50,20 3,64	150 250	8,0 6,0				125	25
<b>R 424 A</b>	4,24 2,01	2,01	6,00 2,30	67,20 4,87	150 250	9,0 8,0	8,0	2	2	125	25
<b>R 524 A</b>	5,24 2,01	2,01	6,00 2,30	75,70 5,49	150 250	10,0 8,0	8,0	2	2	125	25

Typ	Länge	Breite	Abstand			Stabdurchmesser	Querschnitte	Gewicht je Matte
	L m	B m	Längsstäbe	Querstäbe	Querstäbe			
	L m	B m	a <sub>i</sub> (mm)	b (mm)	a <sub>o</sub> (mm)	längs/quer (mm)	quer cm <sup>2</sup> /m	kg
<b>HS 1</b>	5,00	1,25	3 x 100	600	150	6,0 / 6,0	1,88	18,315
<b>HS 2</b>	5,00	1,85	3 x 150	900	150	6,0 / 6,0	1,88	22,844
<b>HS 3</b>	5,00	1,85	3 x 150	900	150	8,0 / 8,0	3,35	40,646



Q 188 A • Q 257 A • Q 335 A  
Q 424 A • Q 524 A  
Q 636 A  
R 188 A • R 257 A • R 335 A  
R 424 A • R 524 A  
HS 1 • HS 2 • HS 3