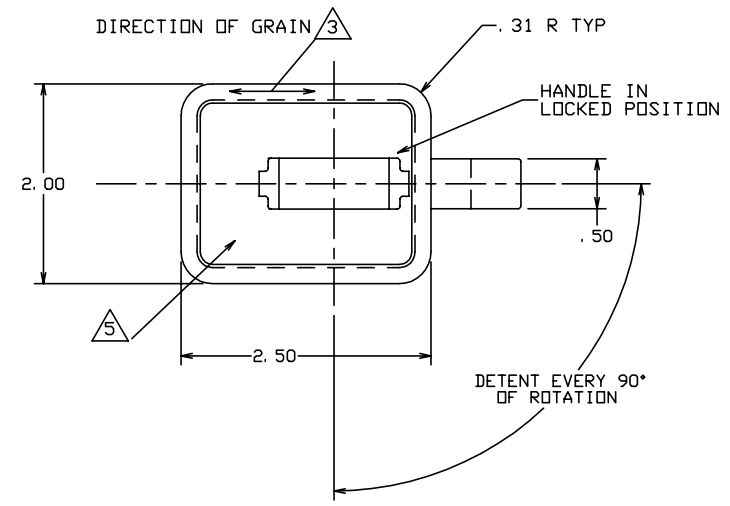
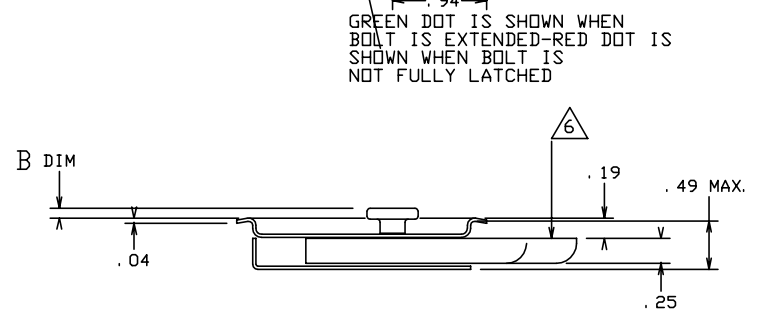
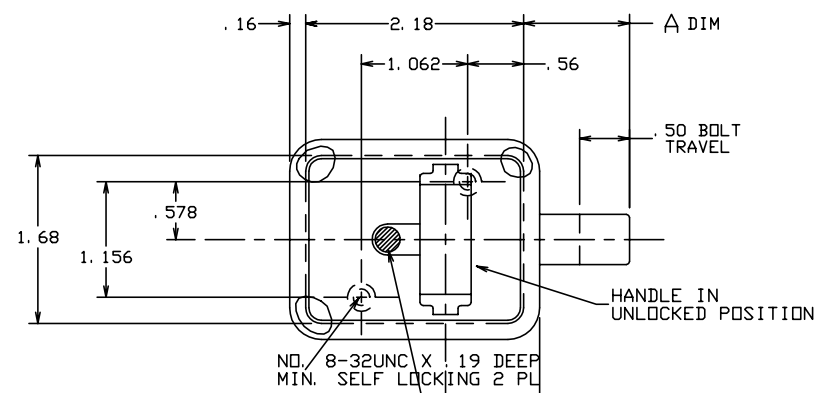


THE INFORMATION AND DESIGN HEREIN WAS ORIGINATED BY AND IS THE PROPERTY OF SKYLOCK INDUSTRIES INCORPORATED. SKYLOCK INDUSTRIES INCORPORATED RESERVES ALL PATENT, PROPRIETARY, DESIGN MANUFACTURING, REPRODUCTION, USE AND SALES RIGHTS THERE TO, AND TO ANY ARTICLE DISCLOSED THEREIN EXCEPT TO THE EXTENT RIGHTS ARE EXPRESSLY GRANTED TO OTHERS. THE FOREGOING DOES NOT APPLY TO VENDOR PROPRIETARY PARTS.

REVISIONS				
ZONE	LTR	DESCRIPTION	DATE	APPROVED
	NC	PRODUCTION RELEASE	7-12-91	TC
	A	ADDED -401	4-28-94	TC

- NOTES: UNLESS OTHERWISE SPECIFIED.
- MAT'L: HANDLE; 6061-T6 ALUM. ALLOY, ALL OTHER COMPS; CRES.
 - FINISH: HANDLE; CLEAR ANODIZE, CRES.; CLEAN AND PASSIVATE.
 - DECORATIVE FINISH: SATIN BRUSH.
 - OPERATING INSTRUCTIONS: ROTATE HANDLE 90° CLOCKWISE OR COUNTERCLOCKWISE, HANDLE DETENTED IN THIS POSITION, TO UNLOCK ROTATE HANDLE CLOCKWISE OR COUNTERCLOCKWISE TO RETRACT BOLT. BOLT IS DETENTED IN EXTENDED OR RETRACTED POSITION.
 - DECORATIVE FINISH: SATIN MATTE.
 - STATIC LOAD 700 LBS.



B DIM	A DIM	PART NO.	DESCRIPTION	MATERIAL	SIZE	SPECIFICATION	ITEM NO.
.22	1.06	-401	LATCH				
.12	1.12	-19	LATCH				
.12	1.06	-17	LATCH				
.12	1.00	-15	LATCH				
.12	.91	-13	LATCH				
.12	.81	-11	LATCH				
.22	1.12	-9	LATCH				
.22	1.06	-7	LATCH				
.22	1.00	-5	LATCH				
.22	.91	-3	LATCH				
.22	.81	-1	LATCH				

PARTS LIST

UNLESS OTHERWISE SPECIFIED
DIMENSIONS ARE IN INCHES
TOLERANCES ON
DECIMALS ANGLES DRILLED HOLES
.X ± .1 ± 0° 30' AND 10387
.XX ± .03
.XXX ± .010

DO NOT SCALE THIS DRAWING

MATERIAL - FINISH USED ON

NEXT ASSY

FINAL ASSY

DRAWN BY T. CSIK 7-12-91
CHECKED
ENGINEER
PROJECT
APPROVAL T. CSIK 7-12-91

SKYLOCK INDUSTRIES INCORPORATED
MONROVIA CALIFORNIA U. S. A.

DEADBOLT LATCH

SIZE C CODE IDENT. NO. 51941 DRAWING NO. 20711 REV. A

SCALE 1:1 WT. SHEET 1 OF 1