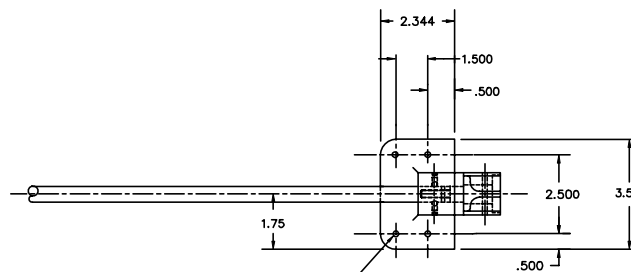
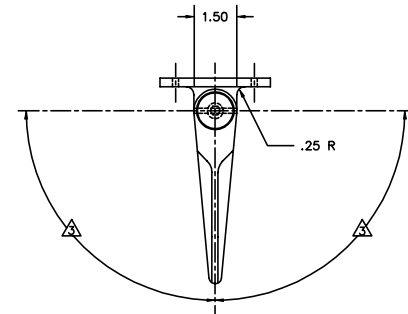
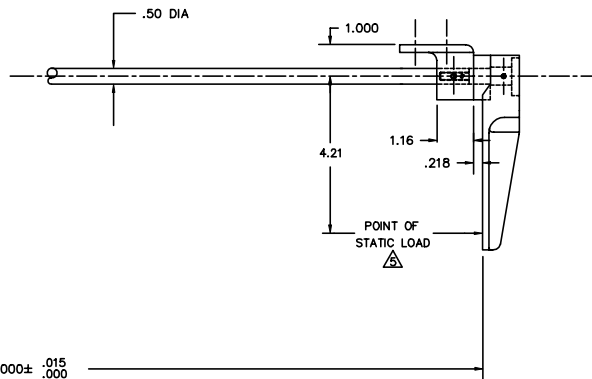
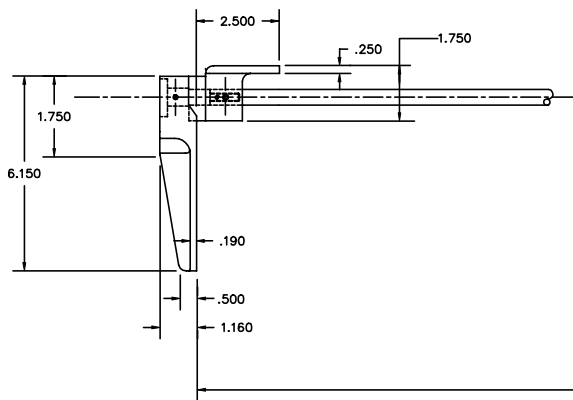


THE INFORMATION AND DESIGN HEREON ARE OWNED BY AND IS THE PROPERTY OF SKYLOCK INDUSTRIES INCORPORATED. WITHOUT ANY OTHER AGREEMENT, NO PART OF THIS DRAWING IS TO BE REPRODUCED, COPIED, REPRODUCED, TRANSMITTED, OR IN ANY MANNER DISCLOSED TO ANY OTHER PERSON OR ENTITY WITHOUT THE WRITTEN CONSENT OF SKYLOCK INDUSTRIES INCORPORATED. THE INFORMATION CONTAINED HEREIN IS UNCLASSIFIED.

REVISIONS:				
ZONE	LR	DESCRIPTION	DATE	APPROVED
NC		PRODUCTION RELEASE	5/25/90	SC
A		SEE DCN 11172	7/23	SC

NOTES:

- MAT'L: TURN; 2024-T3 ALUM ALLOY;
SHAFT AND BASE; 300 SERIES CRES
- FINISH: ALUM; BRIGHT POLISH AND CANDY APPLE
RED ANODIZE;
CRES; PASSIVATE
- ROTATION: 180°, DETENTED EVERY 90°.
- BOTH TURNS MOVE IN TANDEM.
- MAXIMUM LOAD: 2250 LBS.



-401		RETAINER ASSY			
QTY REQD	PART / IDENT NO.	DESCRIPTION	MATERIAL / SPECIFICATION	REV	REV
UNLESS OTHERWISE SPECIFIED: DIMENSIONS ARE IN INCHES		CONTRACT NO.		SKYLOCK INDUSTRIES INCORPORATED MONROVIA, CALIFORNIA, USA	
TOLERANCES		DRAWN BY	DATE	1/4 TURN RETAINER ASSY	
DECIMALS	ANGLES	S. CSIK	5/25/90	SIZE	FROM NO.
1/16	1° 30'	CHECK		D	51941
3/32	DO NOT SCALE DRAWING	DESIGN	S. CSIK	5/25/90	DRAWING NO.
1/2		REV'D ON			20678
		DESIGN ACTIVITY		SCALE	1/2
		ACT BY	DATE BY	RELEASE DATE	5/25/90
		CUSTOMER			SHEET 1 OF 1

PART 1 OF 1 (REV. A)
DRAWING NO. 20678